



SECTION 1 – SAFETY PRECAUTIONS – READ BEFORE USING

 Protect yourself and others from injury—read, follow, and save these important safety precautions and operating instructions.

1-1. Symbol Usage

 **DANGER!** – Indicates a hazardous situation which, if not avoided, will result in death or serious injury. The possible hazards are shown in the adjoining symbols or explained in the text.

 Indicates a hazardous situation which, if not avoided, could result in death or serious injury. The possible hazards are shown in the adjoining symbols or explained in the text.


NOTICE – Indicates statements not related to personal injury.


 Indicates special instructions.




This group of symbols means Warning! Watch Out! ELECTRIC SHOCK, MOVING PARTS, and HOT PARTS hazards. Consult symbols and related instructions below for necessary actions to avoid these hazards.

1-2. Welding Training System Hazards

 The symbols shown below are used throughout this manual to call attention to and identify possible hazards. When you see the symbol, watch out, and follow the related instructions to avoid the hazard. The safety information given below is only a summary of the more complete safety information found in the Principal Safety Standards. Read and follow all Safety Standards.

 Only qualified persons should install, operate, maintain, and repair this equipment. A qualified person is defined as one who, by possession of a recognized degree, certificate, or professional standing, or who by extensive knowledge, training and experience, has successfully demonstrated the ability to solve or resolve problems relating to the subject matter, the work, or the project and has received safety training to recognize and avoid the hazards involved.



READ INSTRUCTIONS.

- Read and follow all labels and the Owner's Manual carefully before installing, operating, or servicing unit. Read the safety information at the beginning of the manual and in each section.

- Use only genuine replacement parts from the manufacturer.
- Perform installation, maintenance, and service according to the Owner's Manuals, industry standards, and national, state, and local codes.
- Do not repair, modify, or disassemble the training system or use with parts or accessories not supplied by the manufacturer. Use only approved components and accessories from the manufacturer.
- Be sure all hardware is properly tightened.

- Do not use the training system until you are sure it is correctly assembled and working properly.
- Before each use, inspect the training system for damage and verify it is secure and installed properly.
- Use the training system only as specified in the manual.



ELECTRIC SHOCK can kill.

Touching live electrical parts can cause fatal shocks or severe burns.

- Do not touch live electrical parts.
- Disconnect input power before installing or servicing this equipment.
- Keep cords dry, free of oil and grease, and protected from hot metal and sparks.
- Frequently inspect input power cord and ground conductor for damage or bare wiring—replace immediately if damaged—bare wiring can kill.
- Use only well-maintained equipment. Repair or replace damaged parts at once. Maintain unit according to the manual.
- Keep all panels and covers securely in place.
- Do not use the training system during an electrical storm. Turn off equipment and disconnect input power until risk of lightning has passed.
- Always verify the supply ground—check and be sure that cord plug is connected to a properly grounded receptacle outlet.
- Do not use equipment in damp or wet conditions.

1-3. California Proposition 65 Warnings

 **WARNING** – Cancer and Reproductive Harm — www.P65Warnings.ca.gov.

1-4. Principal Safety Standards

Safety Requirements for Electrical Equipment for Measurement, Control, and Laboratory Use — Part 1: General requirements, CAN/CSA Standard C22.2 No. 61010-1-12, from Canadian Standards Association. Website: www.csagroup.org.

Audio/Video, Information And Communication Technology Equipment - Part 1: Safety Requirements, CSA C22.2#62368-1:2014 Ed.2 from Canadian Standards Association. Website: www.csagroup.org.

Audio/Video, Information And Communication Technology Equipment - Part 1: Safety Requirements, UL 62368-1:2014 Ed.2 from Underwriters' Laboratories. Website: www.ul.com.

AugArc 2022–01