

Venture™ 150 S

**Battery Powered Stick/TIG
Welding Power Source**



Quick Specs

Light Industrial Applications

Mechanical contractors
Maintenance and repair
Construction
Mobile welding

Processes

Stick (SMAW)
TIG (GTAW)

Amperage Range

DC Stick: 20–150 A
DC TIG: 10–160 A

Net Weight 26.5 lb. (12 kg)



NEW!



Save Time

Faster set-up and pack-up saves up to 250 hours annually — that's more time for welding.



Compact Design

Lightweight, convenient and easy to carry between job sites.



Engineered Specifically for Welding

Swappable battery packs so you can weld all day.



Reliable Output

100% duty cycle at maximum output.

Swappable batteries that are engineered for welding. Lightweight and packed with power, the Venture 150 S battery powered power source allows you to be more nimble on the job. Less equipment to carry — more time to weld.

6010 stick electrode capability. Superior stick arc performance even on the difficult-to-run electrodes like E6010.

Hot Start™ adaptive control provides positive arc starts without sticking.

Lift-Arc™ provides arc starting that minimizes contamination of the electrode without the use of high-frequency.

Created for versatility. Batteries are lightweight and swappable so users can weld anywhere.

Fan-On-Demand™ power source cooling system operates only when needed, reducing noise, energy use, and the amount of contaminants pulled through the machine.

Thermal overload protection helps prevent machine damage in light industrial applications.

Low OCV stick is a simple design that reduces the open-circuit voltage to 12–16 volts when the welding power source is not in use. Can be enabled or disabled. Some jobs require this.

Stick-Stuck detects if the electrode is stuck to the work piece and turns the welding output off to safely and easily remove the electrode.

Comes complete with:

- Venture 150 S power source
- 400 Wh battery
- Battery charger
- 10 ft. (3 m) work cable with clamp and 50 mm Dinse-style connector
- 10 ft. (3 m) stick electrode holder with 50 mm Dinse-style connector
- Shoulder strap with pad
- 8 rubber bumpers/feet



Power source is warrantied for three years, parts and labor. Charger is warrantied for one year. Battery is warrantied for one year or 1,000 charge cycles, whichever comes first. Warranty applies only under proper usage and storage conditions.



Miller Electric Mfg. LLC
An ITW Welding Company
1635 West Spencer Street
P.O. Box 1079
Appleton, WI 54912-1079 USA

Equipment Sales US and Canada
Phone: 866-931-9730
International Phone: 920-735-4554

MillerWelds.com
f X y o i n



Swappable Batteries Made to Weld

Engineered for Durability and Safety	Battery chemistry and cell design are engineered specifically for high-power applications like welding.
Innovative Software Design	Battery management software protects the battery and allows it to operate optimally throughout a range of conditions.
Variable Charging	Fast charging (from 0 to 95 percent in less than 30 minutes) enables a quick charge time and throughput with the flexibility of standard charging (less than 60 minutes) for extended life.
Created for Versatility	Batteries are lightweight and swappable, so users can weld anywhere.
Long Life	Over 1,000 charge cycles under typical use cases and with proper care.



Operation Modes

Manual mode



1. Press MENU soft-key.
2. Rotate knob to scroll and press knob to select a menu item.

Process Settings



Stick Welding Mode



Stick XX10 Welding Mode



TIG Welding Mode

Specifications (Subject to change without notice.)

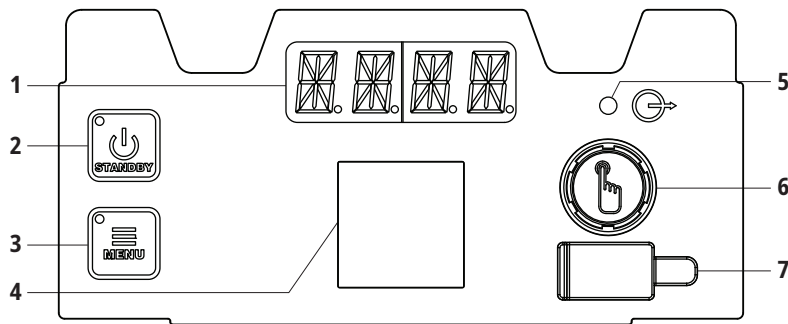


Amperage Range	Battery Charging Options	Battery Voltage	Max. Open-Circuit Voltage	Dimensions	Net Weight
Stick: 20 – 150 A TIG: 10 – 160 A	Charge Fast Standard 0 – 95% <30 min* <60 min*	52.8 V (396 Wh)	80 VDC	H: 13.2 in. (335 mm) W: 8.4 in. (213 mm) D: 19 in. (483 mm)	26.5 lb. (12 kg)

*Charge times are subject to battery and ambient temperatures.

 Conforms to CSA Std. E60974-1.

Control Panel

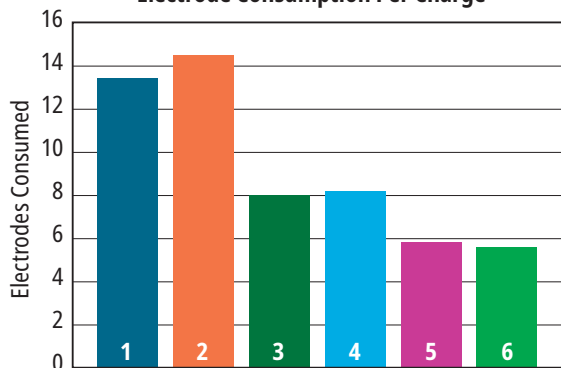


1. LED Display
2. Power On/Off Button
3. Menu Button
4. Color LCD Display
5. Output Indicator Light
6. Setting/Selector Push Knob
7. USB Software Port

Performance Data

Stick Welding

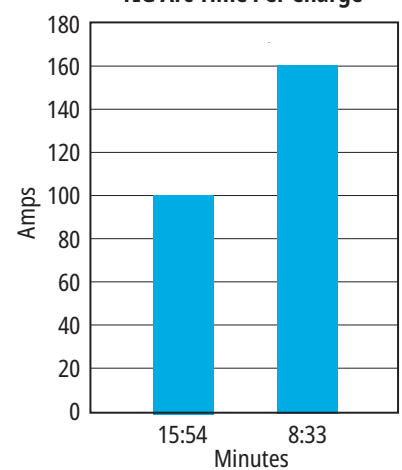
Electrode Consumption Per Charge



Electrode Classification	Consumed
1 3/32 in. 7018 at 80 A	13.45
2 3/32 in. 6010 at 60 A	14.49
3 1/8 in. 7018 at 110 A	8.02
4 1/8 in. 6010 at 90 A	8.14
5 5/32 in. 7018 at 150 A	5.79
6 5/32 in. 6010 at 120 A	5.57

TIG Welding

TIG Arc Time Per Charge



Individual Components and Genuine Miller® Accessories



Venture™ 150 S Power Source 907888

Simple-to-use operator interface providing only the necessary controls in a compact machine.



Venture™ 150 S Battery 301756

400 Wh battery pack engineered specifically for the Venture 150 S.



Venture™ 150 S Charger 301755

Fast charging (from 0 to 95 percent in less than 30 minutes) enables a quick charge time and throughput with the flexibility of standard charging (less than 60 minutes) for extended life.



Weldcraft™ A-150 Two-Piece Torch 301882

Assembled Miller® two-piece torch created to maximize efficiency while TIG welding.

Ordering Information

Power Source and Options	Stock No.	Description	Qty.	Price
Venture™ 150 S Package	951000202	Battery powered welder with battery and charger		
Individual Components				
Venture 150 S Power Source	907888	Power source only (no battery or charger)		
Venture 150 S Battery	301756	Battery pack for the Venture 150 S		
Venture 150 S Charger	301755	Charges Venture 150 S batteries, standard 110-volt plug-in		
Accessories				
Weldcraft™ A-150 Two-Piece Torch	301882	150-amp air cooled TIG torch		

Date:

Total Quoted Price:

Distributed by:

